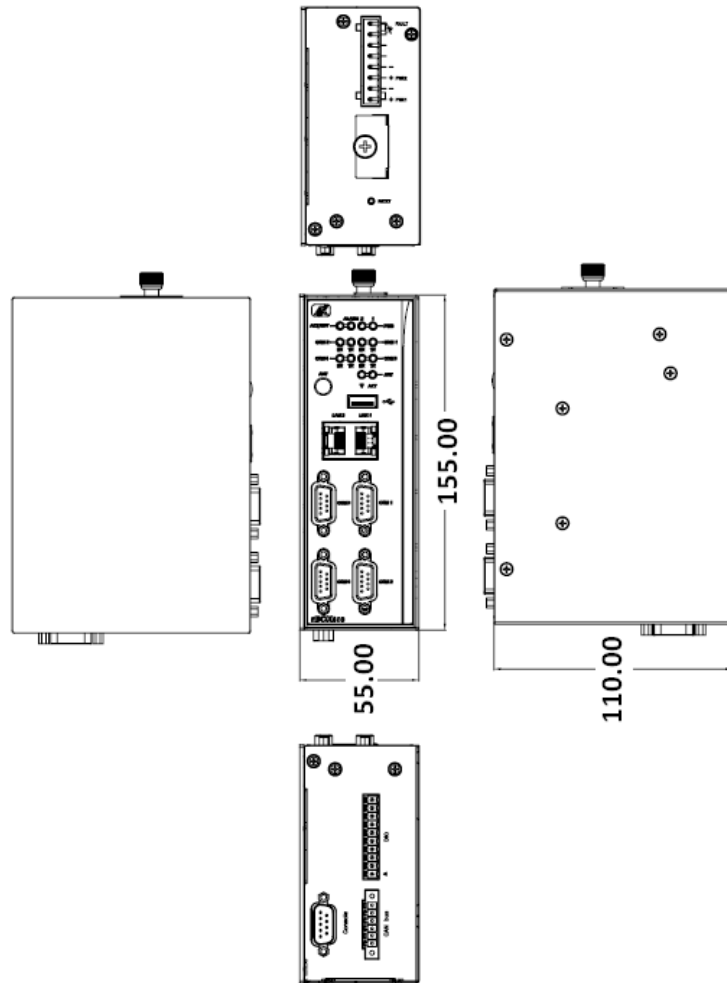


## Dimensions



## rBOX610-FL Quick Installation Guide

### Checklist

- ✓ rBOX610-FL System Unit x 1
- ✓ rBOX610-FL Quick Installation Guide x 1
- ✓ Screws
- ✓ Din-rail Kit x1
- ✓ Power terminal block x1
- ✓ CAN terminal block x1
- ✓ DIO terminal block x1
- ✓ Console cable x1
- ✓ DVD x1 (for Driver & User's Manual)

**Note:** Please contact your local vendors if any damaged or missing items.

**Note:** Pls download the latest BSP or the latest AP for rBOX610 from Axiomtek's website as below list if you have the demand.

<http://www.axiomtek.com/products/ViewProduct.asp?view=1086>

### Account for the Linux of rBOX610

- rBOX610 root filesystem login account is "**root**" without password.

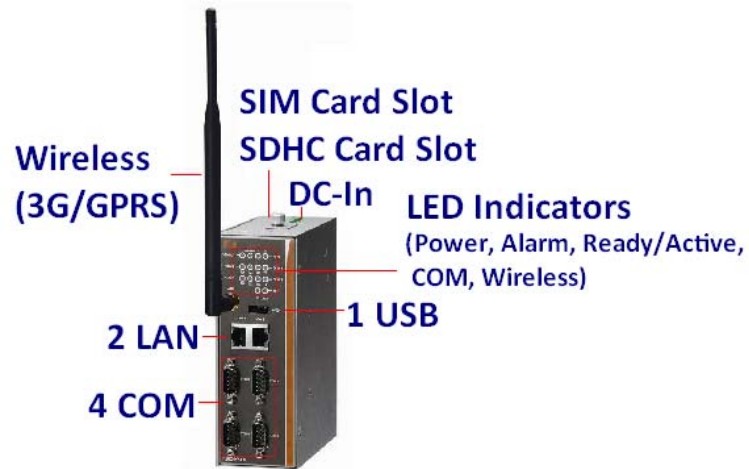
### Password for the Web of rBOX610 AP

- The default password is "**admin**".
- Pls enter the default password "**admin**" when you log in the web config page under AP.


## I/O Outlets

The following figures show you I/O outlets on front view and top view of the rBOX610-FL.

- **Front View**



- **Top View**



- **Bottom View**

